



Aftermarket equipment booklet





Dear customer,

We constantly work on further improvement and development of our products. The requirements of our customers in terms of performance and reliability at the lowest possible operating costs are our goals. Many of these improvements can also be retrofitted to existing Kemper headers. Our customers have the opportunity to participate in technical advances and increase the productivity.

We hereby provide a selection of available attachment information.

Furthermore, you will find the complete overview as usual on our website:

<https://www.kemper-stadtlohn.de/en/home/service-and-parts.html>

or scan the QR code with your smartphone:



Kind regards,

Your Kemper Aftermarket Team

Content

- Wear parts sets 2
 - Coated blades..... 2
 - Uncoated blades..... 3
 - Cleaner 4
 - Bolt-on cleaner sets..... 5
 - Points to weld on..... 6
 - Wear plates 7
- Retrofit kits 8
 - Crop lifter..... 8
 - Hurricane kit..... 9
 - Header height control Claas 10
 - Header height control Krone..... 11
 - New plastic brackets for header height control..... 12
 - Guide bar for down crop 13
 - Steering system 14
 - Guiding tube for push bar 15
 - Fixed crop lifter 16
 - Height-adjustable crop lifter 17
 - Guide plate 18
 - Whole crop silage equipment 19
 - Blinding sheet for Claas 20
 - Claas retrofitting..... 21
 - Better crop transportation 22
 - Big brace main frame 23
 - Additional warning panels for Comfort support wheel 24
 - Elevated cover for the angled feed drum..... 25
 - Claas guiding sheets 26
 - Central table extension 27
 - Central table 28
 - Scraper set feeding unit 29
 - Cross feed drum scrapers..... 30
 - Round tube cob savers 31
 - Liquid cooled friction clutch 32
- Special tools..... 33
 - Torque testing device..... 33
 - Gearbox repairing tools..... 34

COATED BLADES



**WEAR
PARTS**

For the max. performance of your header, check regularly the condition of the blades for weariness.

Benefits:

- No loss of sharpness with continued duration of use
- Clutches and transmissions subjected to lower loads
- Considerably longer service life
- Fewer blade replacements necessary
- Manufactured with quality certificate
- Exclusive at Kemper



Package contents:

- All necessary elements for the replacement
- Installation instructions

For the correct usage please check the operating manual

Header type	Attachment number	Quantity of attachments
M3000, C3000	LCA83046	1
M4500 (=445)	LCA109994 (small rotor)	1
	LCA109995 (big rotor)	1
330	LCA79040	2
345 (plus)		3
360 (plus), M6008		4
375 (plus)		5
390 (plus)		6
460 (plus)		LCA89940
475 (plus)	LCA89940	2
	LCA79040	1
490plus	LCA89940	3

For current information about our attachments please visit our homepage www.kemper-stadtlohn.de

State Dec-18

UNCOATED BLADES




**WEAR
PARTS**

For the max. performance of your header, check regularly the condition of the blades for weariness.

Benefits:

- Attractive price
- Kemper quality



Package contents:



- All necessary elements for the replacement
- Installation instructions



For the correct usage please check the operating manual

Header type	Attachment number	Quantity of attachments
M3000, C3000	LCA78864	1
M4500 (=445)	LCA110017 (small rotor)	1
	LCA110018 (big rotor)	1
330	LCA78553	2
345 (plus)		3
360 (plus), M6008		4
375 (plus)		5
390 (plus)		6
460 (plus)	LCA89941	2
475 (plus)	LCA89941	2
	LCA98799	1
490plus	LCA89941	3

For current information about our attachments please visit our homepage www.kemper-stadtlohn.de

State Dec-18

CLEANER OVERVIEW



**WEAR
PARTS**

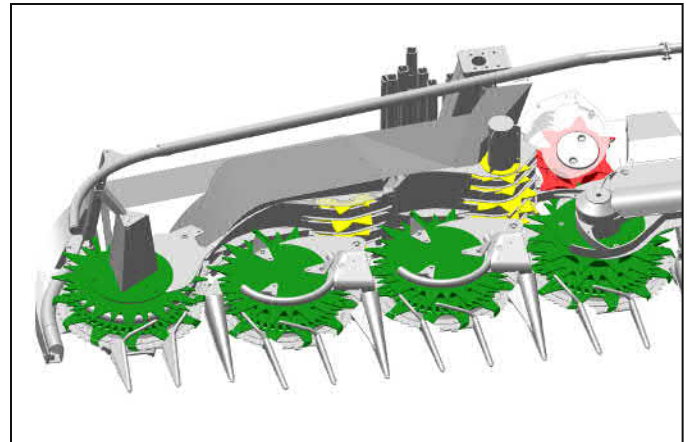
Duly replacing worn or damaged cleaners improves the crop flow and reduces power requirements.

300 and 300plus series

Part number	345plus	360plus	375plus	390plus
LCA97955	4	4	2	2
LCA109129	4	4	4	4
LCA92911	6	10	14	18
LCA97955	4	8	12	16
LCA113477*	4	6	8	10
LCA92910	8	10	12	14
LCA93241	6	8	10	12

For each cleaner you need 1 x bolt 19M10030 and 1 x spring washer LCA03734.

*are required only when the kit LCA113701 is installed



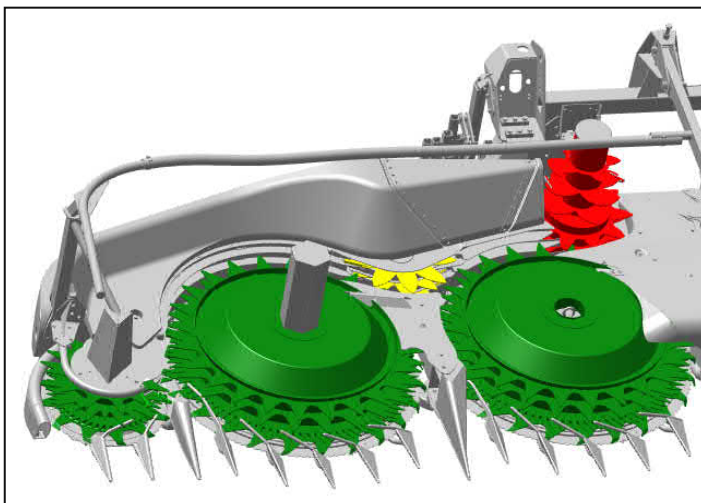
Part number	345	360	375
LCA67264	4	4	4
LCA67270	2	2	2
LCA68504	2	2	2
LCA72847	8	8	8
LCA88596	12	24	36
LCA72847	2	4	6
LCA69560	6	8	10
LCA70937	6	8	10
LCA83254	12	16	20

All cleaners for the 300 series are for welding.

For more information on cleaners and general maintenance, see this video:



400plus series



Part number	460plus	475plus	490plus	
LCA92911	12	12	12	a
LCA92910	-	6	6	
LCA92911	-	2	2	
LCA92910	8	12	12	
LCA92911	4	4	6	
LCA93241	-	2	-	
LCA95370	8	8	12	b

For each cleaner you need the following parts:


a - 1 x bolt 19M10030, 1 x spring washer LCA03734

b - 1 x bolt 19M9680, 1 x spring washer LCA84221

BOLT-ON CLEANER SETS

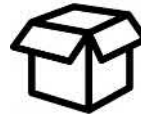


To improve crop flow and reduce power requirements, replace worn or damaged cleaner.



Installation time:

approx. 1 h.



Package contents:

- All necessary elements for 4 gathering drums
- Installation instructions



For the correct usage please check the operating manual

Header type	Attachment number
330 / 345 / 360 / 375 *	LCA87284

*one set contains all necessary elements for 4 gathering drums

Adjust the cleaners as close as possible to the external scraper bar.



For current information about our attachments please visit our homepage www.kemper-stadtlohn.de

State Dec-18

POINTS TO WELD ON

Duly attachment of the points preserves the efficiency of the gathering drums.



The points have the function of the cleaner!

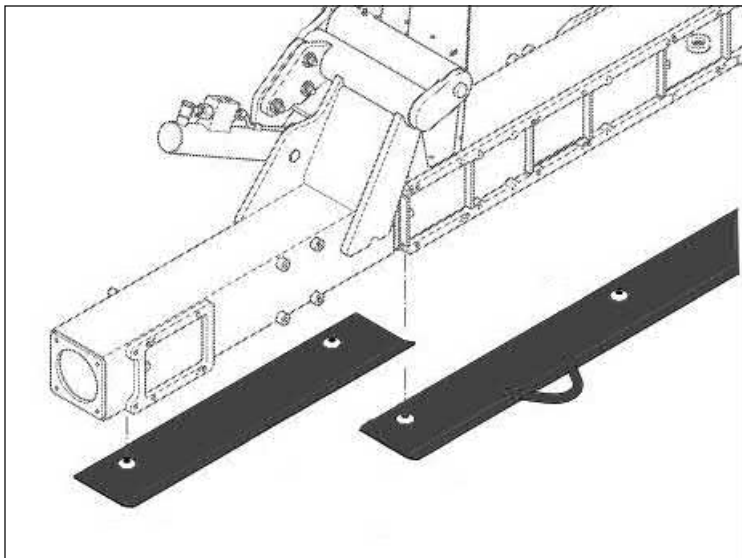
Header type	Part number
300 and 300plus series	LCA90654 - point right turning sense LCA90655 - point left turning sense
445 (4500)	
460, 460plus	
475, 475plus	
490plus	

For more information on this subject and general maintenance, see this video:



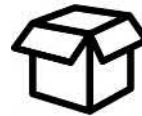
WEAR PLATES

Additional plates protect the frame from wear.



Installation time:

approx. 1 h.



Package contents:

- All necessary elements for the retrofit
- Installation instructions



For the correct usage please check the operating manual

Header type	Attachment number	Info
345plus	LCA104565	3706

CROP LIFTER



RETROFIT KIT

The additional lifters are used to pick up stalks in down crop.

Benefits:

- Better picking up
- Reduces the crop loss

For SPFH without Header Height Control or with Header Height Control and metal paddle:

Attachment number	Quantity of kits needed pro type			
	345plus	360plus	375plus	390plus
120087	1	1	1	1
120088	2	3	4	5

For SPFH with Header Height Control and plastic paddle:

Attachment number	Quantity of kits needed pro type			
	345plus	360plus	375plus	390plus
121044	1	1	1	1
120088	2	3	4	5



Installation time:

approx. 15 min. per kit

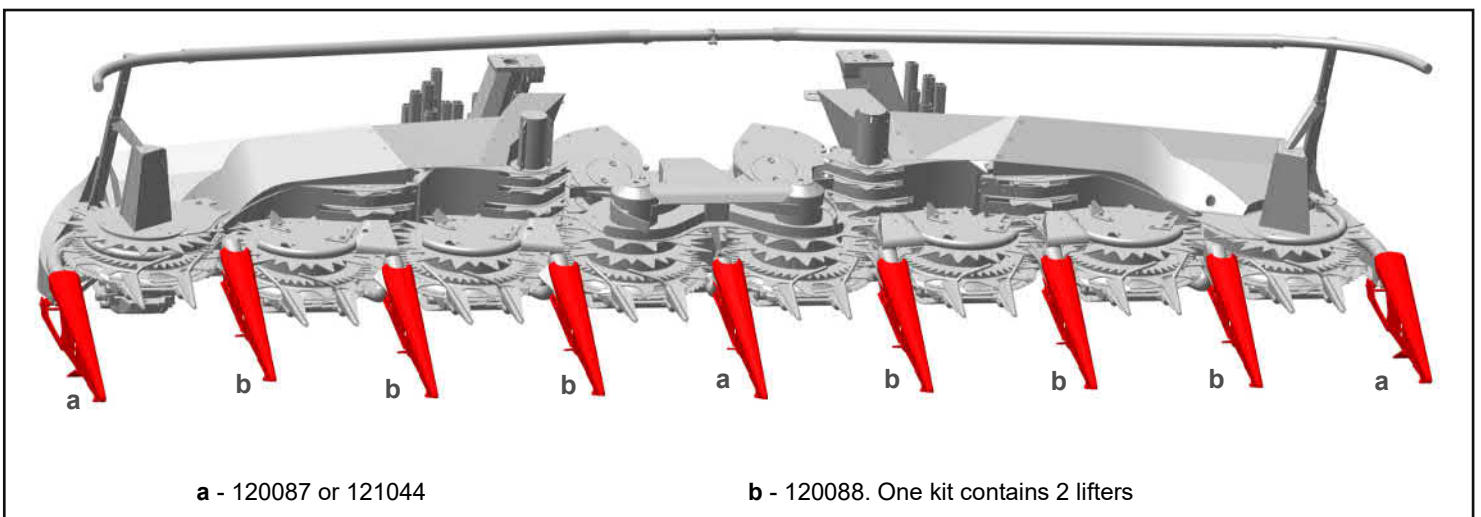


Package contents:

- All necessary elements for the retrofit
- Installation instructions



For the correct usage please check the operating manual



a - 120087 or 121044

b - 120088. One kit contains 2 lifters

For current information about our attachments please visit our homepage www.kemper-stadtlohn.de

State Dec-18

HURRICANE KIT



The Hurricane kit is used to pick up stalks in down crop.

Benefits:

- Better picking up
- Reduces the crop loss



Installation time:

approx. 2 - 3 h.



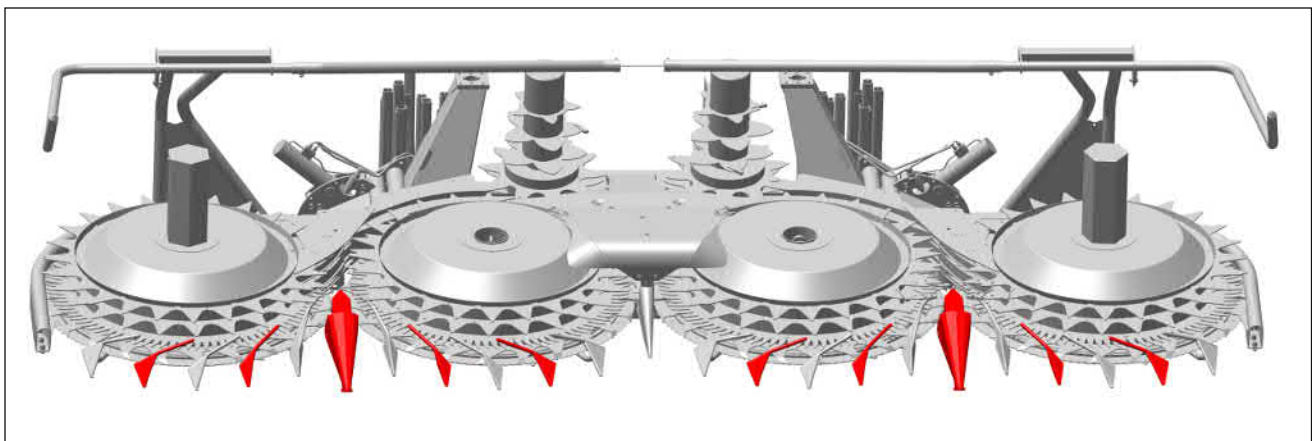
Package contents:

- All necessary elements for the retrofit
- Installation instructions



For the correct usage please check the operating manual

Header type	Attachment number
460plus (from SN 127522)	115676
475plus (from SN 128912)	115654
490plus	115676 + 1 x 115656 + 1 x 115655



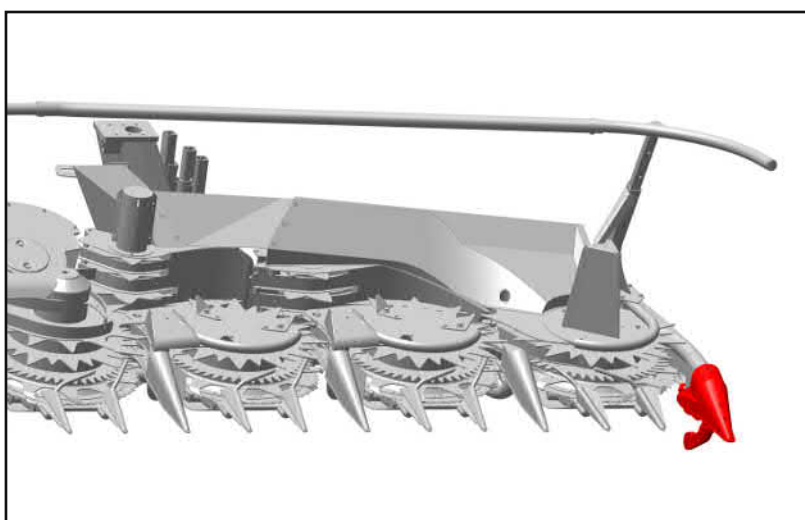
HEADER HEIGHT CONTROL (CLAAS)



Header height control with the new plastic brackets* enables parallel guidance to the ground.

Benefits:

- Active ground adjustment through adjustable taster
- Perfect ground contact even in difficult conditions



Installation time:

Approx. 6 - 8 h



Package contents:

- All necessary elements for the retrofit
- Installation instructions



For the correct usage please check the operating manual

Attention: for the complete retrofiting 4 bundles required

Header type	Pointer, hydraulic and adaption kit	Wiring harness for:		
		CL 498	CL 494, 497 (bis 2018)	CL 497 (ab 2018)
360plus	122965 122962 LCA122931	122979	122928 (only when steering system not installed)	122926 (only when steering system not installed)
375plus		122980		
390plus		122981		
460plus		122982		
475plus		122983		
490plus		122966	not available	not available

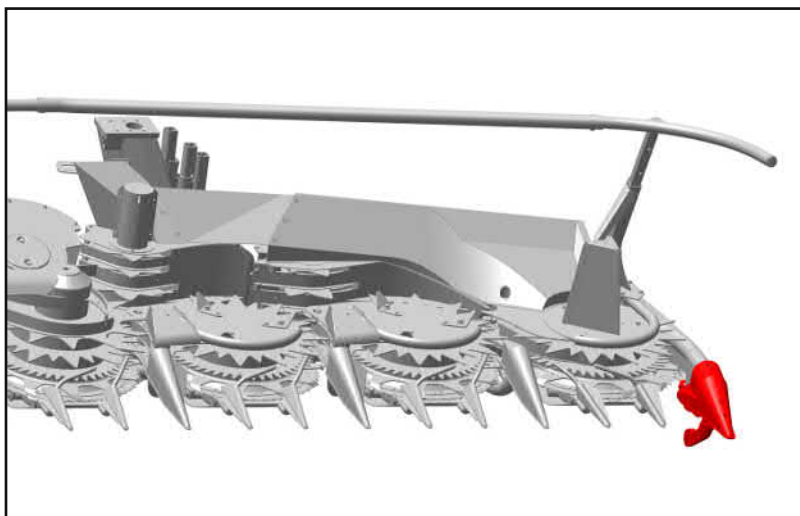
*The plastic brackets to replace the metal brackets for machines with the old automatic height guide are shown in a separate information

HEADER HEIGHT CONTROL (KRONE)

Header height control with the new plastic brackets enables parallel guidance to the ground.

Benefits:

- Active ground adjustment through adjustable taster
- Perfect ground contact even in difficult conditions



Installation time:

Approx. 3 - 6 h



Package contents:

- All necessary elements for the retrofit
- Installation instructions



For the correct usage please check the operating manual

SPFH type	Header type	Attachment number
Krone	360plus	LCA122969 +
	375plus	LCA122931 +
	390plus	2 x LCA98803

*The plastic brackets to replace the metal brackets for machines with the old automatic height guide are shown in a separate information

NEW PLASTIC BRACKET FOR HEADER HEIGHT CONTROL

If you already have a Header Height Control with metal brackets, you can replace them with the new plastic brackets.

Benefits:

- Active ground adjustment through adjustable taster
- Perfect ground contact even in difficult conditions

SPFH type	Attachment number
Claas	122965 LCA122931
Krone	LCA122969 LCA122931



Installation time:

Approx. 1 h




Package contents:

- All necessary elements for the retrofit
- Installation instructions



For the correct usage please check the operating manual



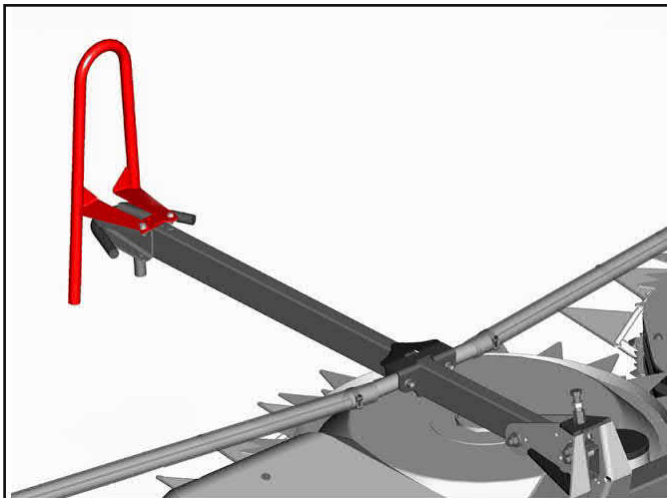
GUIDE BAR FOR DOWN CROP

Only combined with comfort wheel

To avoid accumulation of material on the middle beam, you can retrofit your machine with the guide bar.

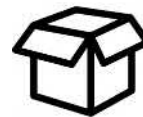
Benefits:

- Avoiding crop accumulation
- Better feeding of the crop



Installation time:

approx. 5 min.



Package contents:

- All necessary elements for the retrofit
- Installation instructions



For the correct usage please check the operating manual

Header type*	Attachment number	Info
360plus	122065	LCA122066
375plus		
390plus		
400plus series		

*Please note that the retrofitting is only necessary for the machines with comfort wheel

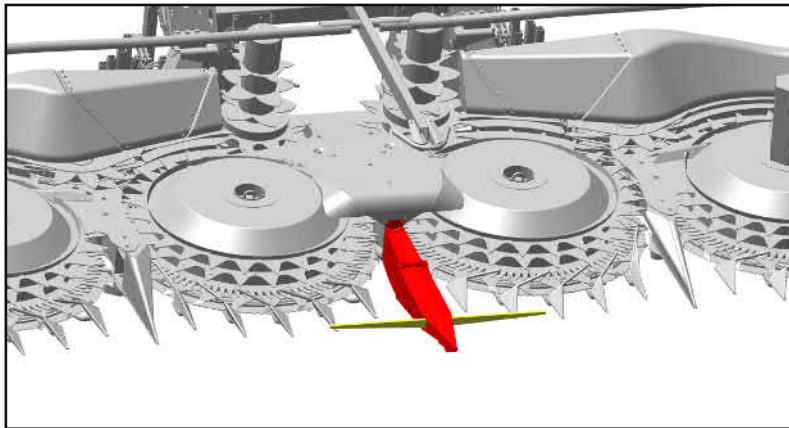
STEERING SYSTEM



Steering System enables automatic row guidance with the help of Kemper sensors.

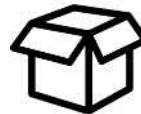
Benefits:

- Increased performance
- Reduces operator fatigue
- Stress free operation



Installation time:

approx. 4 h.



Package contents:

- All necessary elements for the retrofit
- Installation instructions



For the correct usage please check the operating manual

Header type	SPFH type	Attachment number	Info
445	Claas 492/493	LCA105083	3680
	Claas 494	LCA105082	3680
460, 300 series	Claas 492/493	104605	3673
	Claas 494	104606	3674
300plus series	Krone	106105 bis SN 124950 + LCA111700	3683
460plus, 475 and 300plus series	Claas 492/493	103602	3650
	Claas 494/496 (without support wheel)	103603	3651
	Claas 494/496 (with support wheel)	109002	

For current information about our attachments please visit our homepage www.kemper-stadtlohn.de

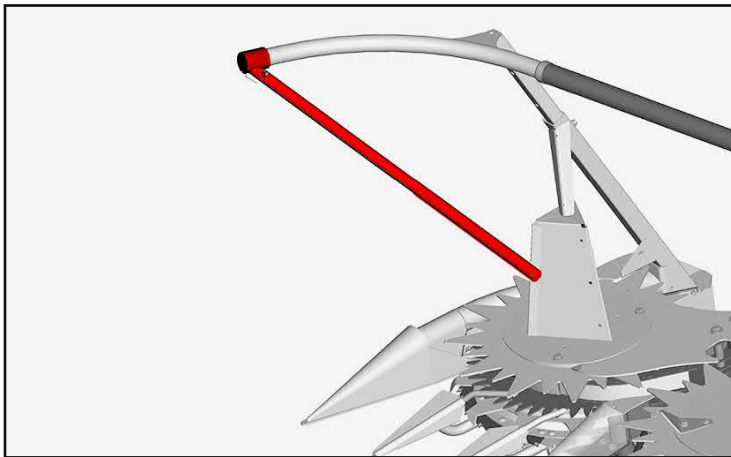
State Dec-18

GUIDING TUBE FOR PUSH BAR

An additional tube ensures a clean supply of the crop in narrow row spacing and small corn plants.

Benefits:

- Avoiding crop accumulation
- Better feeding of the crop



Installation time:

approx. 1 h.



Package contents:

- All necessary elements for the retrofit
- Installation instructions



For the correct usage please check the operating manual

Header type	Attachment number	Quantity of attachments	Info
300plus series	117589	2	LCA117584

FIXED CROP LIFTER



The additional lifters are used to pick up stalks in down crop.

Benefits:

- Better picking up
- Reduces the crop loss



Installation time:

approx. 10 min.



Package contents:

- All necessary elements for the retrofit
- Installation instructions



For the correct usage please check the operating manual

Header type	Attachment number	Quantity of attachments	Info
M3000	LCA79050	1	3401
M4500(=445)	LCA69196	1	
330	LCA79050	2	
345, 345plus		3	
360, 360plus		4	
375, 375plus		5	
390plus		6	

For current information about our attachments please visit our homepage www.kemper-stadtlohn.de

State Dec-18

HEIGHT-ADJUSTABLE CROP LIFTER

The additional lifters are used to pick up stalks in down crop.

Benefits:

- Better picking up
- Reduces the crop loss



Installation time:

approx. 15 - 20 min.



Package contents:

- All necessary elements for the retrofit
- Installation instructions

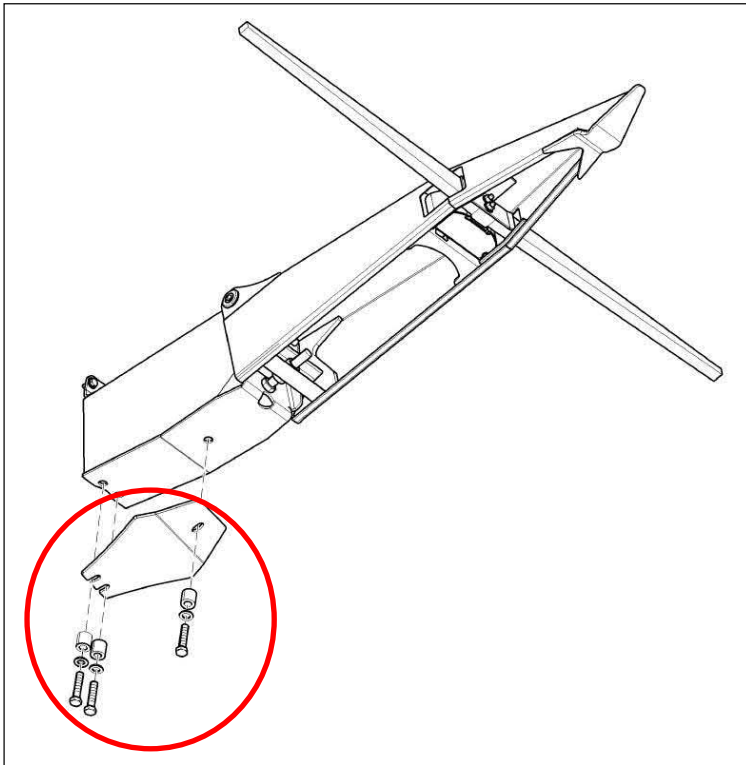


For the correct usage please check the operating manual

Header type	Attachment number	Quantity of attachments
M4500(=445)	67244	1

GUIDE PLATE

The additional plate allows a more even cutting height.



Installation time:

approx. 10 min



Package contents:

- All necessary elements for the retrofit
- Installation instructions




For the correct usage please check the operating manual

Header type	Attachment number
460plus	LCA118533
475plus	
490plus	

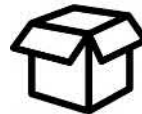
WHOLE CROP SILAGE EQUIPMENT

By harvesting whole crop silage we recommend using the whole crop silage bundles for a better crop flow between the outer drums and for a better chopping quality.



Installation time:

approx. 15 min.




Package contents:

- All necessary elements for the retrofit
- Installation instructions



For the correct usage please check the operating manual

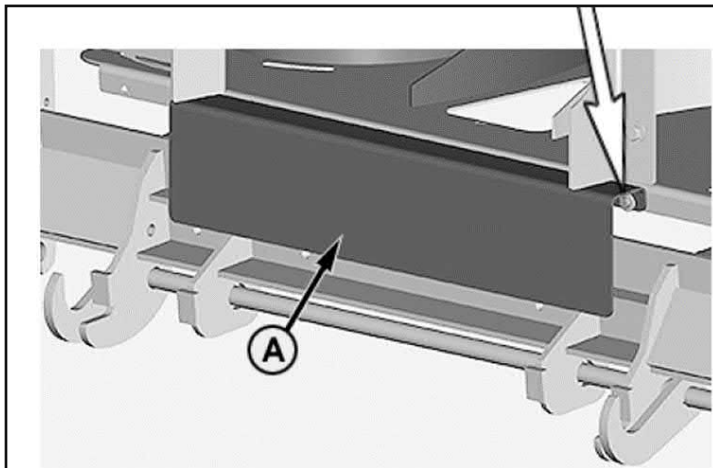
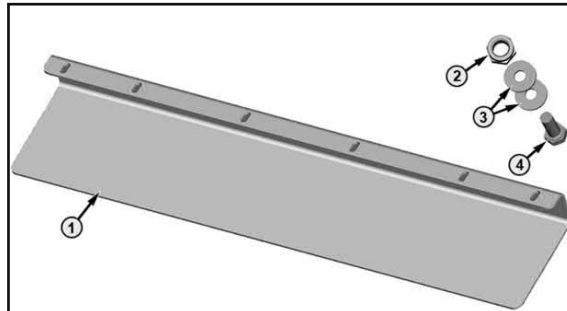
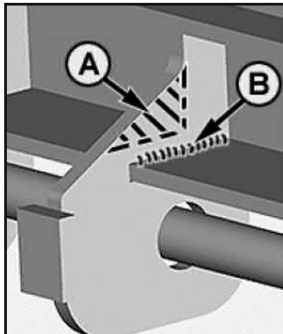
Header type	Attachment number
M4500(=445)	LCA72750
460, 475, 460plus	LCA94925



Header type		Attachment number	Info
since year 2004	330	LCA86918	3525
	345		
	360 / M6008	LCA86919	
	375 / M7510	LCA86920	

BLINDING SHEET FOR CLAAS

The sheet minimizes the crop losses between the header and the feedrolls of the SPFH.



Installation time:

approx. 2 h.



Package contents:

- All necessary elements for the retrofit
- Installation instructions



For the correct usage please check the operating manual

Header type	Attachment number	Info
460plus (up to model year 2018)	114596	LCA115817
475plus (up to model year 2017)		

CLAAS RETROFITTING TO 496 AND 497



from 492 to 496

Header type	Attachment number	Info
445	111597	3762
300plus series	111593	3758
400plus series	111595	3760



Installation time:

approx. 2 h.



Package contents:

- All necessary elements for the retrofit
- Installation instructions



For the correct usage please check the operating manual

from 494 to 496

Header type	Attachment number	Info
445	111598	3763
300plus series	111594	3759
400plus series	111596	3761


from 494 to 497

Header type	Attachment number	Info
445	111643	3766
300plus series	111643	3766
400plus series	111643	3766

BETTER CROP TRANSPORTATION



By rebuilding the top covers of the gathering drums* cross feeding in wet and/or down crop is improved.



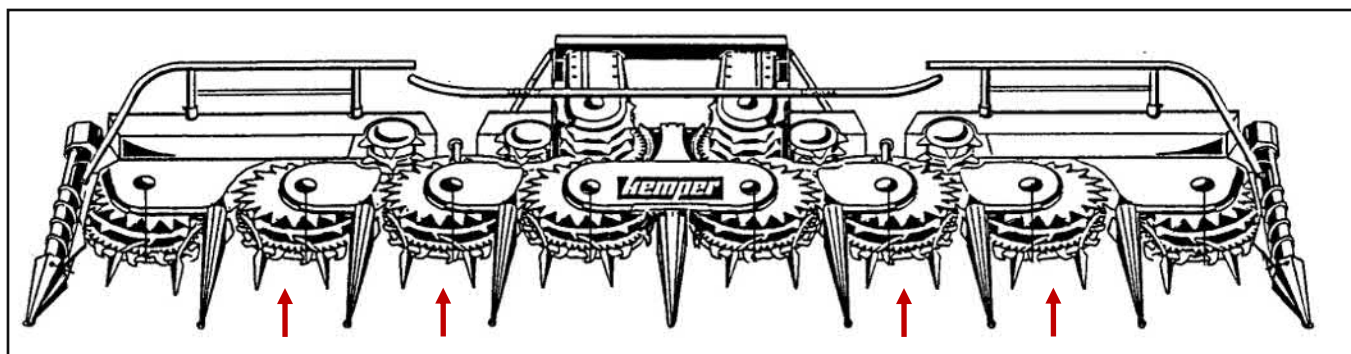
Installation time:

approx. 1 h.



Package contents:

- All necessary elements for the retrofit
- Installation instructions



*the rebuilding is possible for the inner and outer drums only

Header type	Attachment number	Quantity of attachments	Info
345	LCA109357	1	3741
360		2	
375		3	

For current information about our attachments please visit our homepage www.kemper-stadtlohn.de

State Dec-18

BIG BRACE MAIN FRAME

The new reinforced brace improves the connection between the adapting frame and main frame.



Header type	Attachment number
Serie 300	91098



Installation time:

approx. 1 h.



Package contents:

- 2 x 91098
- All necessary elements for the retrofit
- Installation instructions



For the correct usage please check the operating manual

ADDITIONAL WARNING PANELS FOR COMFORT SUPPORT WHEEL



Installation time:

approx. 2 h.



Package contents:

- All necessary elements for the retrofit
- Installation instructions



For the correct usage please check the operating manual

Machine type	Attachment number	Info
300F	LCA111989	LCA113500

ELEVATED COVER FOR THE ANGLED FEED DRUM

Model year change 2016

Important: only in combination with the „central table“ possible

The models up to serial number 126664 can be updated to the newer version. The higher cover decreases the risk of crop flow interruption on top of these drums.



Installation time:

approx. 1 h



Package contents:

- All necessary elements for the retrofit
- Installation instructions



For the correct usage please check the operating manual

Header type	Attachment number	Info
300plus series	LCA113115	LCA113702

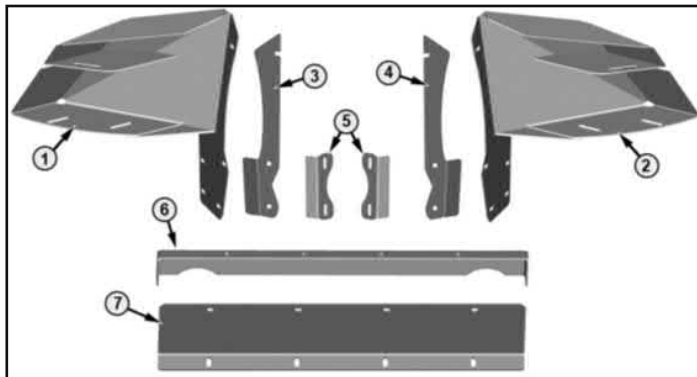

CLAAS GUIDING SHEETS



Model year change 2016

Important: only in combination with the elevated cover possible

The models up to serial number 126664 can be updated to the newer version. The guiding sheets enable a better crop transfer towards the feedrolls of the SPFH.



Installation time:

approx. 4 h



Package contents:

- All necessary elements for the retrofit
- Installation instructions




For the correct usage please check the operating manual

Header type	Attachment number	Info
345plus	113677	LCA113225
360plus		
375plus	113678	
390plus		

CENTRAL TABLE EXTENSION

Model update

The models with a serial number from 122139 to 127710 can be updated to the newer version. The extension improves the material flow to the cutterhead. This is very advantageous when driving up an outer row or when working one-sided.



Installation time:

approx. 15 min.



Package contents:

- All necessary elements for the retrofit
- Installation instructions



For the correct usage please check the operating manual

Header type	Attachment number
375plus	111686
390plus	

CENTRAL TABLE



Model year change 2014

The models up to serial number 122139 can be updated to the newer version. The new central table enables ideal pre-compression and conveying to the forage harvester's rollers.

Benefits:

- Evenly distributed filling of the forage harvester
- Individual adjustment to the forage harvester's performance class



Installation time:

approx. 6 - 8 h.





Package contents:

- All necessary elements for the retrofit
- Installation instructions



For the correct usage please check the operating manual



SPFH type	Header type	Attachment number
Claas	345plus, 360plus	111053
	375plus, 390plus	111054
Krone	345plus, 360plus	111055
	375plus, 390plus	111056

For current information about our attachments please visit our homepage www.kemper-stadtlohn.de

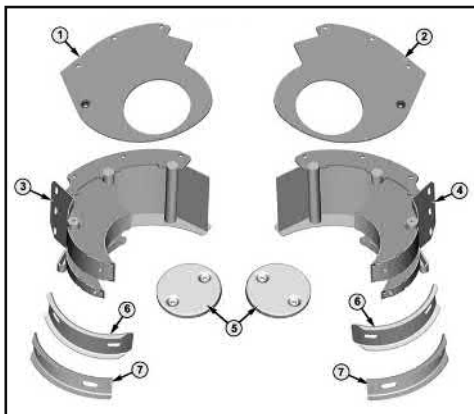
State Dec-18

SCRAPER SET FEEDING UNIT



Model update

The models up to serial number 126952 can be updated to the newer version. The reinforced scrapers increase the performance of the SPFH.



Installation time:

approx. 4 h



Package contents:

- All necessary elements for the retrofit
- Installation instructions



For the correct usage please check the operating manual

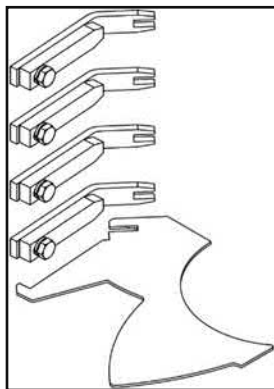
Header type	Attachment number	Info
345plus	114432	LCA114438
360plus		
375plus	114433	LCA114443
390plus		

CROSS FEED DRUM SCRAPERS



Model year change 2016

The models up to serial number 126664 can be updated to the newer version. The scrapers avoid plugging at cross feed drums. Suggestion: modify the inner high feed drums.



Installation time:

approx. 12 h



Package contents:

- All necessary elements for the retrofit
- Installation instructions



For the correct usage please check the operating manual

Header type	Attachment number	Info
300plus series	LCA113701	LCA113702

For tightening the cross feed drum:



Easy mounting and dismounting without nut damage

SKF Axial Lock Nut Sockets TMFS series

- Requires less space around the bearing arrangement than hook spanners
- Inch connections for power tools or torque wrenches
- SKF TMFS fits nuts of series KM, KMK (metric) and KMF
- Special versions are available on request



Selection chart and technical data

Designation	Suitable for nuts of series			Dimensions						Connection
	KM, KMK	KMFE	DIN 1804 (M)	Outer diameter lock nut		Outer diameter socket		Effective height		
				mm	in.	mm	in.	mm	in.	
TMFS 7	7	7	M32x1,5	52	2.0	60,0	2.4	58	2.3	1/2

For current information about our attachments please visit our homepage www.kemper-stadtlohn.de

ROUND TUBE COB SAVERS

Model year change 2017

The models up to serial number 128911 can be updated to the newer version. Higher support (yellow arrow) enables better cob transportation.

Benefit:

- Reduces of the cob losses



Installation time:

from 3 to 6 h
(depending on type)



Package contents:

- All necessary elements for the retrofit
- Installation instructions



For the correct usage please check the operating manual

Header type	Position	Attachment number	Quantity of attachments	Info
345plus	inner drum	115181	1	LCA115183
360plus			2	
375plus			3	
390plus			4	
300plus series	outer drum	115182	1	LCA115182
475plus		115193	1	LCA115193

LIQUID COOLED FRICTION CLUTCH



Benefits:

- Prevents overheating of the friction clutch
- Longer service life
- Exclusive at Kemper



Installation time:

approx. 1 h.



Package contents:

- 2 clutches and intermediate shaft
- All necessary elements for the retrofit
- Installation instructions



For the correct usage please check the operating manual



Header type	Attachment number	Info
345plus	LCA93831	3600
360plus		

For more information on this subject and general maintenance, see this video:




For current information about our attachments please visit our homepage www.kemper-stadtlohn.de

State Aug-19

TORQUE TESTING DEVICE

The testing device allows checking the required torques. This device has to be installed at a suitable service place.



Application:

The two friction clutches in the main drive unit of the header protect the entire machine. Correct maintenance of the friction clutches and continuous monitoring of functionality are essential.

Header type	Attachment number	Info
M4500(=445)	LCA78440	3545
M6008		
Serie 300		
460		

GEARBOX REPAIRING TOOLS



The tools are required for repairing the gearbox.

For 460plus (from SN 127522), 475plus (from SN 128912) and 490plus:

- LCA114617 and LCA114618 for gearbox of the gathering drum with the following part numbers:
LCA106906, LCA106907, LCA110444, LCA110443



For 475plus and 490plus:

- LCA114006 for gearbox of the cross feeding drum with the following part numbers:
LCA109418 and LCA109419

